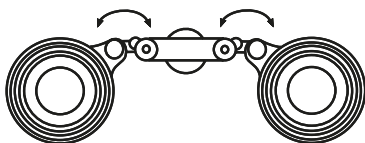
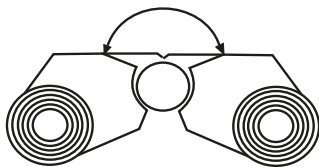
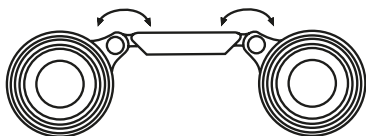


I. HOW TO USE YOUR BINOCULAR

A. IPD(INTERPUPILLARY DISTANCE) ADJUSTMENT

Set the interpupillary distance by grasping the lens barrels and bending the body of your binocular until you can see one circle of view.



B. FOCUSING FOR STANDARD BINOCULARS

1. Close your right eye and sight an object with your left eye. Focus the binoculars by rotating the centre focus wheel until the image is sharp and clear.
2. Open your right eye and close your left eye. Rotate the right eyepiece until the object sighted is sharp and clear. (Note the diopter scale for later use).
3. Both sides(eyes) are now in focus and you will need to use only the center focus wheel to focus on any object.

C. INFOCUS BINOCULARS

If your binoculars is an infocus model, it has no focusing mechanism. Your binoculars is permanently in focus at all distance from a minimum focus point to infinity. Just lift the binoculars to your eyes and enjoy the view.

D. RUBBER FOLD-DOWN EYECUPS

The compact binoculars feature rubber fold-down eyecups. These convenient eyecups fold down for use with eyeglasses and fold up for use without eyeglasses. They provide comfort and promote viewing ease.

II. HOW TO CARE FOR YOUR BINOCULAR

- A. When wiping the lenses, use the lens cloth that comes with the binocular , or a soft, lintless cloth.
- B. To remove any remaining dirt or smudges, add one or two drops of isopropyl alcohol to the cloth.
- C. Store your binoculars in a moisture-free area.

III. VERY IMPORTANT

Never attempt to clean your binoculars internally or try to take it apart.

CAUTION! : Viewing the sun can cause permanent eye damage. Do not view the sun with this binoculars or with the naked eye.